



EquityLine Mortgage Investment Corporation
EquityLine Services Corporation
EquityLine Financial Corporation

FSRA License No. 13068
FSRA Broker No. 12570

June 13, 2023

Jamaica Stock Exchange
40 Harbour Street
Kingston, JM

**RE: RE-SUBMISSION OF FINANCIAL STATEMENTS (REVISED)
FOR PERIOD ENDING MARCH 31, 2023**

With respect to the updated Financial Statements for EquityLine Mortgage Investment Corporation for the three-month period ending March 31st, 2023, the following amendment has been made:

1. The Statement of Changes in Equity has been amended to reflect the prior year's year-to-date comparative figures as at March 31, 2022 as required under IAS 34.20

The Financial Statements are being re-filed to accurately reflect your comment.

Yours truly,

EQUITYLINE MORTGAGE INVESTMENT CORPORATION


PER:

Sergiy Shchavyelyev
President & Chief Executive Officer; Director

STABILITY. PREDICTABILITY. DIVERSIFICATION.

550 Highway 7 Ave E, Suite 338, Richmond Hill, Ontario L4B 3Z4



T 1 888 269 1988 F 416 999 3336 E info@EquityLineMIC.com W EquityLineMIC.com



Equityline Mortgage Investment Corporation

Interim Unaudited Statements of Financial Position

(Expressed in Canadian dollars)

	<i>(Unaudited)</i> March 31 2023	<i>(Audited)</i> December 31 2022
Assets		
Current		
Cash and cash equivalents	\$ 47,360	\$ 124,422
Funds held in trust	392,453	254,663
Mortgage investments (Note 4)	30,487,427	31,811,584
Prepaid expenses	314,632	305,075
Due from related party (Note 6)	<u>2,340,059</u>	<u>2,388,271</u>
Total current assets	<u>\$ 33,581,931</u>	<u>\$ 34,884,015</u>
Investment in financing arrangement at fair value (Note 5)	<u>11,044,000</u>	<u>10,730,000</u>
Total assets	<u>\$ 44,625,931</u>	<u>\$ 45,614,015</u>
Liabilities		
Current		
Trust fund liability	\$ 392,453	\$ 254,663
Accounts payable and accrued liabilities	354,949	260,541
Withholding taxes payable	17,882	1,785
Prepaid mortgage interest	962	1,923
Distributions payable	44,572	164,529
Senior demand facility (Note 7)	19,531,071	19,910,541
Mortgage payable (Note 10)	6,745,827	6,575,160
Series A redeemable preferred shares (Note 9)	7,262,891	7,268,794
Series B redeemable preferred shares (Note 9)	1,034,298	981,186
Series F redeemable preferred shares (Note 9)	120,173	142,266
Short term debentures (Note 8)	<u>13,119,718</u>	<u>12,656,415</u>
	<u>48,624,796</u>	<u>48,237,803</u>
Long term debentures (Note 8)	<u>645,086</u>	<u>1,876,683</u>
Total liabilities	<u>49,269,882</u>	<u>50,114,486</u>
Shareholders' Deficiency		
Share capital (Note 10)	200	200
Deficit	<u>(4,644,151)</u>	<u>(4,500,671)</u>
Total shareholders' deficiency	<u>(4,643,951)</u>	<u>(4,500,471)</u>
	<u>\$ 44,625,931</u>	<u>\$ 45,614,015</u>
Contingent liability (Note 12)		
On behalf of the Board		
 Director	 Director	

Equityline Mortgage Investment Corporation

Consolidated Statements of Net Loss and Comprehensive Loss

(Expressed in Canadian dollars)

	<i>(Unaudited)</i> March 31 2023	<i>(Audited)</i> March 31 2022
Mortgage interest income	\$ 903,681	\$ 383,380
Operating expenses		
Professional fees	46,953	37,408
Advertising and promotion	10,750	1,413
Consulting fees	80,200	91,821
Management fees (Note 5)	76,398	39,666
Director fees	27,500	22,500
General and administrative	21,209	53,177
Referral fees	6,000	5,300
Standby fees	4,742	6,129
Business taxes, licenses and memberships	-	-
Insurance	7,008	5,240
Total operating expenses	<u>280,760</u>	<u>262,654</u>
Income before finance expenses	<u>622,921</u>	<u>120,726</u>
Finance expenses		
Interest and bank charges	857,833	202,403
Realized foreign exchange loss	(74,693)	9,105
Unrealized foreign exchange gain	-	(97,675)
Accretion of senior demand facility transaction costs	132,129	82,990
Accretion of transaction costs of debentures	31,681	10,000
Accretion of transaction costs of redeemable preferred shares	38,460	28,754
Distributions to shareholders of redeemable preferred shares	168,708	150,916
Total finance expenses	<u>1,154,118</u>	<u>386,493</u>
Net loss before other income	<u>\$ (531,197)</u>	<u>\$ (265,767)</u>
Fair value adjustment on investment in financing arrangement at fair value (Note 5)	<u>387,717</u>	<u>-</u>
Net loss and comprehensive loss	<u>\$ (143,480)</u>	<u>\$ (265,767)</u>
Loss per common share (Note 11)	<u>\$ (.001)</u>	<u>\$ (.003)</u>

See accompanying notes to the consolidated financial statements.

Equityline Mortgage Investment Corporation
Consolidated Statements of Changes in Shareholders' Deficiency
(Expressed in Canadian dollars)

	Share Capital	Deficit	Total Shareholders' Deficiency
Balance at January 1, 2022	\$ 200	\$ (2,977,720)	\$ (2,977,520)
Net income	-	(265,767)	(265,767)
Balance at March 31, 2022	<u>\$ 200</u>	<u>\$ (3,243,487)</u>	<u>\$ (3,243,287)</u>
Balance at January 1, 2023	\$ 200	\$ (4,500,671)	\$ (4,500,471)
Net loss and comprehensive loss	-	(143,480)	(143,480)
Balance at March 31, 2023	<u>\$ 200</u>	<u>\$ (4,644,151)</u>	<u>\$ (4,643,951)</u>

See accompanying notes to the consolidated financial statements.

Equityline Mortgage Investment Corporation

Consolidated Statements of Cash Flows

(Expressed in Canadian dollars)

	<i>(Unaudited)</i> March 31 2023	<i>(Unaudited)</i> March 31 2022
Increase (decrease) in cash and cash equivalents		
Operating		
Net loss	\$ (143,480)	\$ (265,767)
Fair value adjustment of mortgage investment at fair value	(73,717)	
Accretion of facility transaction costs	132,129	82,990
Accretion of transaction costs of short term debentures	31,681	10,000
Accretion of transaction costs of redeemable preferred shares	38,460	28,755
Provision for mortgage investment losses	-	-
Non-cash interest on mortgage payable	170,667	
Unrealized foreign exchange gain	(5,903)	(97,675)
	<u>149,837</u>	<u>(241,697)</u>
Changes in non-cash working capital items		
Prepaid expenses	(9,557)	(137,805)
Accounts payable and accrued liabilities	94,408	67,399
Withholding taxes recoverable/payable	16,097	-
Payable for preferred shares redeemed	(20,000)	
Distributions payable	(119,957)	(697)
Prepaid mortgage interest	(961)	(6,012)
	<u>109,867</u>	<u>(318,812)</u>
Financing		
Advances (to) from related parties, net	48,212	(629,524)
Net proceeds from issuance of Series B redeemable preferred shares, net of financing costs	17,558	270,104
Redemption of Series B redeemable preferred shares	-	-
Net proceeds from mortgage payable	-	-
Net proceeds from issuance of Series F redeemable preferred Shares, net of financing costs	-	-
Redemption of Series B redeemable preferred shares	(25,000)	-
Net proceeds from senior demand facility, net of financing costs	(511,599)	1,678,100
Proceeds from issuance of debentures, net of financing costs	543,625	2,643,977
Repayment of debentures	(1,343,599)	(1,210,000)
	<u>(1,270,803)</u>	<u>2,752,657</u>
Investing		
Investment in financing arrangement at fair value	(314,000)	-
Rental cash flows received for investment in Financing arrangement, at fair value	73,717	-
Investments in mortgage investments, net of discharges	1,324,157	(2,998,626)
	<u>1,083,874</u>	<u>(2,998,626)</u>
Decrease in cash and cash equivalents	(77,062)	(564,780)
Cash and cash equivalents, beginning of period	<u>124,422</u>	<u>736,578</u>
Cash and cash equivalents, end of period	<u>\$ 47,360</u>	<u>\$ 171,798</u>

See accompanying notes to the consolidated financial statements.

Equityline Mortgage Investment Corporation

Notes to Interim Unaudited Financial Statements

(Expressed in Canadian dollars)

March 31, 2023 and 2022

1. Nature of business

Equityline Mortgage Investment Corporation (the "Company") is a mortgage investment corporation domiciled in Canada. The Company is incorporated under the laws of the Province of Ontario. The registered office of the Company is Suite 338 - 550 Highway 7 Avenue East, Richmond Hill, Ontario L4B 3Z4. The Company was managed by Equityline Service Corporation ("the Manager"). The Series A preference shares of the Company are listed on the Jamaica Stock Exchange (JSE) under the symbol "ELMIC".

The investment objective of the Company is to acquire mortgages and maintain a portfolio of mortgages consisting primarily of residential Non-Conventional Mortgages and Alt-A Mortgages that generates returns relative to risk in order to permit the Corporation to pay dividends to its shareholders.

On June 23, 2021, the Company established a special purpose vehicle, Equityline SPV Limited Partnership to establish a \$25,000,000 credit facility with a Canadian Schedule 1 bank. The facility is to be utilized for the purchase of eligible mortgage investments.

2. Basis of presentation

Statement of compliance

The consolidated financial statements of the Company have been prepared by management in accordance with International Financial Reporting Standards ("IFRS"), as issued by the International Accounting Standards Board ("IASB").

The unaudited consolidated financial statements were approved by the Board of Directors on May 12, 2023.

Basis of consolidation

The consolidated financial statements include financial statements of Equityline Mortgage Investment Corporation and Equityline SPV Limited Partnership, a special purpose vehicle over which it has control.

The Company controls an investee when the Company is exposed to, or has rights to, variable returns from its relationship with the investee and has the ability to affect those returns through its power over the investee. The Company considers all relevant facts and circumstances in assessing whether the rights outlined in the Limited Partnership Agreement of Equityline SPV Limited Partnership are sufficient to give it power. These facts and circumstances include: the Company's involvement in the purpose and design of the investee, contractual arrangements between the Company and the investee, whether the Company directs the relevant activities of the investee and implicit and explicit commitments to support the investee. The financial statements of the special purpose vehicle are included in the consolidated financial statements from the date control commences and are deconsolidated on the date when control ceases.

Intra-group balances and transactions are eliminated on consolidation.

Equityline Mortgage Investment Corporation

Notes to Interim Unaudited Financial Statements

(Expressed in Canadian dollars)

March 31, 2023 and 2022

2. Basis of presentation (continued)

Basis of measurement

The consolidated financial statements have been prepared on the historical cost basis, except for financial instruments classified as fair value through profit or loss ("FVTPL") which are measured at fair value at each reporting date.

Functional and presentation currency

These consolidated financial statements are presented in Canadian dollars, which is the Company's functional currency.

Critical accounting estimates, assumptions and judgments

In the preparation of these consolidated audited financial statements, Equityline Services Corporation (the "Manager") has made judgments, estimates and assumptions that affect the application of the Company's accounting policies and the reported amounts of assets, liabilities, income and expenses.

In making estimates, the Manager relies on external information and observable conditions where possible, supplemented by internal analysis as required. There are no known trends, commitments, events or uncertainties that the Manager believes will materially affect the methodology or assumptions utilized in making those estimates and judgments in these statements. The significant estimates and judgments used in determining the recorded amount for assets and liabilities in the statements are as follows:

Classification of mortgage investments

Mortgage investments are classified based on the business model for managing assets and the contractual cash flow characteristics of the asset. The Manager exercises judgment in determining both the business model for managing the assets and whether cash flows of the asset comprise solely payments of interest.

Provision for impairment

The most significant estimates that the Company is required to make relate to the impairment of the mortgage investments (Note 4). These estimates include assumptions regarding local real estate market conditions, interest rates and the availability of credit, cost and terms of financing, the impact of present or future legislation or regulation, prior encumbrances, adverse changes in the payment status of borrowers, and other factors affecting the investments and underlying security of the investments. These assumptions are limited by the availability of reliable comparable data, economic uncertainty, ongoing geopolitical concerns, and the uncertainty of predictions concerning future events. Accordingly, by their nature, estimates of impairment are subjective and do not necessarily result in precise determinations of the actual outcome. Should the underlying assumptions change, the estimated fair value could vary by a material amount.

Classification of investment portfolio - Investment portfolio is classified based on the assessment of business model and the cash flow characteristics of the investments. The Company exercises judgement in determining the classification of loans in the investment portfolio into measurement categories (Note 3).

Equityline Mortgage Investment Corporation

Notes to Interim Unaudited Financial Statements

(Expressed in Canadian dollars)

March 31, 2023 and 2022

2. Basis of presentation (continued)

Critical accounting estimates, assumptions and judgments (continued)

Measurement of expected credit loss

The determination of allowance for credit losses takes into account different factors and varies by nature of investment. These judgments include changes in circumstances that may cause future assessments of credit risk to be materially different from current assessments, which would require an increase or decrease in the allowance of credit risk. (Note 4).

Measurement of fair values

The Company's accounting policies and disclosures require the measurement of fair values for both financial and non-financial assets and liabilities.

When measuring the fair value of an asset or liability, the Company uses market observable data where possible. Fair values are categorized into different levels in a fair value hierarchy based on the inputs used in the valuation techniques as follows:

- Level 1: Quoted prices (unadjusted) in active markets for identical assets or liabilities.
- Level 2: Inputs other than quoted prices included within level 1 that are observable for the asset or liability, either directly (that is, as prices) or indirectly (that is, derived from prices).
- Level 3: Inputs for the asset or liability that are not based on observable market data (that is, unobservable inputs).

The Manager reviews significant unobservable inputs and valuation adjustments. If third party information, such as broker quotes or appraisals are used to measure fair values, the Manager will assess the evidence obtained from the third parties to support the conclusion that such valuations meet the requirements of IFRS, including the level in the fair value hierarchy in which such valuations should be classified.

3. Summary of significant accounting policies

(a) Cash and cash equivalents

The Company considers highly liquid investments with an original maturity of three months or less that are readily convertible to known amounts of cash and which are subject to an insignificant risk of changes in value to be cash equivalents. Cash and cash equivalents are classified and measured at amortized cost.

(b) Mortgage investments

Mortgage investments are recognized initially at fair value plus any directly attributable transaction costs. Subsequent to initial recognition, the mortgage investments are measured at amortized cost using the effective interest method, less any impairment losses. Mortgage investments are assessed on each reporting date to determine whether there is objective evidence of impairment.

Equityline Mortgage Investment Corporation

Notes to Interim Unaudited Financial Statements

(Expressed in Canadian dollars)

March 31, 2023 and 2022

3. Summary of significant accounting policies (continued)

(b) Mortgage investments (continued)

A financial asset is considered to be impaired only if objective evidence indicates that one or more loss events have occurred after its initial recognition that have a negative effect on the estimated future cash flows of that asset. The estimation of future cash flows includes assumptions about local real estate market conditions, market interest rates, availability and terms of financing, underlying value of the security and various other factors. These assumptions are limited by the availability of reliable comparable market data, economic uncertainty and the uncertainty of future events. Accordingly, by their nature, estimates of impairment are subjective and may not necessarily be comparable to the actual outcome. Should the underlying assumptions change, the estimated future cash flows could vary materially.

The Company consider evidence of impairment for mortgage investments at both a specific asset and collective level. All individually significant mortgage investments are assessed for specific impairment. Those found not to be specifically impaired are then collectively assessed for any impairment that has been incurred but is not yet identifiable at an individual mortgage level. Mortgage investments that are not individually significant are collectively assessed for impairment by grouping together mortgage investments with similar risk characteristics.

(c) Mortgage interest income

Interest and other income includes interest earned on the Company's mortgage investments and interest earned on cash and cash equivalents. Interest income earned on mortgage and other investments is accounted for using the effective interest rate method.

(d) Income taxes

The Company is a mortgage investment corporation ("MIC") pursuant to the Income Tax Act (Canada). As such, the Company is entitled to deduct from its taxable income dividends paid to shareholders during the year or within 90 days of the end of the year to the extent the dividends were not deducted previously. The Company intends to maintain its status as a MIC and intends to distribute sufficient dividends in the year and in future years to ensure that the Company is not subject to income taxes. Accordingly, for consolidated financial statement reporting purposes, the tax deductibility of the Company's dividends results in the Company being effectively exempt from taxation and no provision for current or future income tax is required for the Company.

(e) Foreign currency forward contracts

The Company may enter into foreign currency forward contracts to economically hedge its foreign currency risk exposure of its mortgage and other investments that are denominated in foreign currencies. The value of forward currency contracts entered into by the Company is recorded as the difference between the value of the contract on the reporting period and the value on the date the contract originated. Any resulting gain or loss is recognized in the statement of net income and comprehensive income unless the foreign currency contract is designated and effective as a hedging instrument under IFRS. The Company has elected to not account for the foreign currency contracts as an accounting hedge.

Equityline Mortgage Investment Corporation

Notes to Interim Unaudited Financial Statements

(Expressed in Canadian dollars)

March 31, 2023 and 2022

3. Summary of significant accounting policies (continued)

(f) Financial instruments

Classification & Measurement of Financial Assets

Recognition and initial measurement

The Company on the date of origination or purchase recognizes loans, debt and equity securities, deposits and subordinated debentures at the fair value of consideration paid. Regular-way purchases and sales of financial assets are recognized on the settlement date. All other financial assets and liabilities are initially recognized on the date at which the Company becomes a party to the contractual provisions of the instrument.

The initial measurement of a financial asset or liability is at fair value plus transaction costs that are directly attributable to its purchase or issuance. For instruments measured at fair value through profit or loss, transaction costs are recognized immediately in profit or loss.

Classification and subsequent measurement - financial assets

Financial assets are classified into one of the following measurement categories:

- amortized cost;
- fair value through other comprehensive income ("FVOCI") - debt investment; or
- FVTPL.

A financial asset is measured at amortized cost if it meets both of the following conditions and is not designated as at FVTPL:

- it is held within a business model whose objective is to hold assets to collect contractual cash flows; and
- its contractual terms give rise on specified dates to cash flows that are solely payments of interest on the principal amount outstanding.

A debt investment is measured at FVOCI if it meets both of the following conditions and is not designated as at FVTPL:

- it is held within a business model whose objective is achieved by both collecting contractual cash flows and selling financial assets; and
- its contractual terms give rise on specified dates to cash flows that are solely payments of interest on the principal amount outstanding.

The Company has no debt investments measured at FVOCI.

All financial assets not classified as measured at amortized cost or FVOCI as described above are measured at FVTPL. This includes all derivative financial assets.

Equityline Mortgage Investment Corporation

Notes to Interim Unaudited Financial Statements

(Expressed in Canadian dollars)

March 31, 2023 and 2022

3. Summary of significant accounting policies (continued)

(f) Financial instruments (continued)

Classification and subsequent measurement - financial assets (continued)

Financial assets - Business model assessment

The Company makes an assessment of the objective of the business model in which a financial asset is held at a portfolio level because this best reflects the way the business is managed and information is provided to management.

The information considered includes:

- the objectives for the portfolio and the operation of those policies in practice. These include whether management's strategy focuses on earning contractual interest income, maintaining a particular interest rate profile, matching the duration of the financial assets to the duration of any related liabilities or expected cash outflows or realizing cash flows through the sale of the assets;
- how the performance of the portfolio is evaluated and reported to the Company's management;
- the risks that affect the performance of the business model (and the financial assets held within that business model) and how those risks are managed;
- the frequency, volume and timing of sales of financial assets in prior periods. The reasons for such sales and expectation about future sales activity.

Transfers of financial assets to third parties in transactions that do not qualify for derecognition are not considered sales for this purpose.

Financial assets that are held for trading or are managed and whose performance is evaluated on a fair value basis are measured at FVTPL.

Financial assets - assessment whether contractual cash flows are solely payments of interest

For the purposes of this assessment, 'Interest' is defined as consideration for the time value of money and for the credit risk associated with the principal amount outstanding during a particular period of time and for other basic lending risks and costs (e.g. liquidity risk and administrative costs), as well as a profit margin.

In assessing whether the contractual cash flows are solely payments of interest, the Company considers the contractual terms of the instrument. This includes assessing whether the financial asset contains a contractual term that could change the timing or amount of contractual cash flows such that it would not meet this condition. In making this assessment, the Company considers:

- contingent events that would change the amount or timing of cash flows;
- terms that may adjust the contractual coupon rate, including variable rate features;
- prepayment and extension features; and
- terms that limit the Company's claim to cash flows from specified assets.

Equityline Mortgage Investment Corporation

Notes to Interim Unaudited Financial Statements

(Expressed in Canadian dollars)

March 31, 2023 and 2022

3. Summary of significant accounting policies (continued)

(f) Financial instruments (continued)

Classification and subsequent measurement - financial assets (continued)

Financial assets - assessment whether contractual cash flows are solely payments of interest (continued)

A prepayment feature is consistent with the solely payments of interest criterion if the prepayment amount substantially represents unpaid amounts of interest on the principal amount outstanding, which may include reasonable additional compensation for early termination of the contract.

Subsequent measurement and gains and losses – financial assets

Financial assets classified at FVTPL

Measured at fair value. Net gains and losses, including any interest, are recognized in net income and comprehensive income.

Financial assets classified at amortized cost

Measured at amortized cost using the effective interest method. The amortized cost is reduced by impairment losses. Interest income, foreign exchange gains and losses and impairment are recognized in net income and comprehensive income. Any gain or loss on derecognition is recognized in net income and comprehensive income.

Debt investments classified at FVOCI

Measured at fair value. Interest income calculated using the effective interest method, foreign exchange gains and losses and impairment are recognized in profit or loss. Other net gains and losses are recognized in Other Comprehensive Income ("OCI"). On derecognition, gains and losses accumulated in OCI are reclassified to profit or loss.

Financial assets

The Company classified its financial assets into one of the following categories:

Financial Instrument

Financial Assets:

Mortgage investments

Cash and cash equivalents

Accounts receivable

Due from related party

Classification and measurement

Amortized cost

Amortized cost

Amortized cost

Amortized cost

Equityline Mortgage Investment Corporation

Notes to Interim Unaudited Financial Statements

(Expressed in Canadian dollars)

March 31, 2023 and 2022

3. Summary of significant accounting policies (continued)

(f) Financial instruments (continued)

Classification, subsequent measurement and gains and losses - financial liabilities

Financial liabilities are classified as measured at amortized cost or FVTPL. A financial liability is classified as measured at FVTPL if it is classified as held for trading, it is a derivative or it is designated as such on initial recognition. Financial liabilities at FVTPL are measured at fair value and net gains and losses, including any interest expense, are recognized in profit or loss. Other financial liabilities are subsequently measured at amortized cost using the effective interest method. Interest expense and foreign exchange gains and losses are recognized in profit or loss. Any gain or loss on derecognition is also recognized in profit or loss.

The Company classified its financial liabilities into one of the following categories:

<u>Financial Instrument</u>	<u>Classification and measurement</u>
Financial Liabilities:	
Accounts payable	Amortized cost
Senior demand facility	Amortized cost
Debentures	Amortized cost
Series A redeemable preferred shares	Amortized cost
Series B redeemable preferred shares	Amortized cost
Series F redeemable preferred shares	Amortized cost
Due to related parties	Amortized cost

Impairment of financial assets

The Company recognizes loss allowances for expected credit loss ("ECL") on financial assets measured at amortized cost, unfunded loan commitments and financial guarantee contracts. The Company applies a three-stage approach to measure allowance for credit losses. The Company measures loss allowance at an amount equal to 12 months of expected losses for performing loans if the credit risk at the reporting date has not increased significantly since initial recognition (Stage 1) and at an amount equal to lifetime expected losses on performing loans that have experienced a significant increase in credit risk since origination (Stage 2) and at an amount equal to lifetime expected losses which are credit impaired (Stage 3).

The determination of a significant increase in credit risk takes into account different factors and varies by nature of investment. The Company assumes that the credit risk on a financial asset has increased significantly if it is more than 30 days past due interest payment or maturity date, and borrower specific criteria as identified by the Manager. As is typical in shorter duration, structured financing, the Manager does not solely believe there has been a significant deterioration in credit risk or an asset to be credit impaired if mortgage and other investments to go into overhold position past the maturity date for a period greater than 30 days or 90 days, respectively. The Manager actively monitors these mortgage and other investments and applies judgment in determining whether there has been significant increase in credit risk. The Company considers a financial asset to be credit impaired when the borrower is more than 90 days past due and when there is objective evidence that there has been a deterioration of credit quality to the extent the Company no longer has reasonable assurance as to the timely collection of the full amount of interest or/and when the Company has commenced enforcement remedies available to it under its contractual agreements.

Equityline Mortgage Investment Corporation

Notes to Interim Unaudited Financial Statements

(Expressed in Canadian dollars)

March 31, 2023 and 2022

3. Summary of significant accounting policies (continued)

(f) Financial instruments (continued)

Impairment of financial assets (continued)

The assessment of significant increase in credit risk requires experienced credit judgment. In determining whether there has been a significant increase in credit risk and in calculating the amount of expected credit losses, the Manager relies on estimates and exercises judgment regarding matters for which the ultimate outcome is unknown. These judgments include changes in circumstances that may cause future assessments of credit risk to be materially different from current assessments, which could require an increase or decrease in the allowance for credit losses. In cases where a borrower experiences financial difficulties, the Company may grant certain concessionary modifications to the terms and conditions of a loan. Modifications may include payment deferrals, extension of amortization periods, debt consolidation, forbearance and other modifications intended to minimize the economic loss and to avoid foreclosure or repossession of collateral. The Company determines the appropriate remediation strategy based on the individual borrower. If the Company determines that a modification results in expiry of cash flows, the original asset is derecognized while a new asset is recognized based on the new contractual terms. Significant increase in credit risk is assessed relative to the risk of default on the date of modification. If the Company determines that a modification does not result in derecognition, significant increase in credit risk is assessed based on the risk of default at initial recognition of the original asset. Expected cash flows arising from the modified contractual terms are considered when calculating the ECL for the modified asset. For loans that were modified while having a lifetime ECL, the loans can revert to having 12-month ECL after a period of performance and improvement in the borrower's financial condition.

Measurement of ECLs

ECLs are probability-weighted estimate of credit losses. Credit losses are measured as the present value of all cash shortfalls (i.e. the difference between the cash flows due to the entity in accordance with the contract and the cash flows that the Company expects to receive). ECLs are discounted at the effective interest rate of the financial asset. Lifetime ECLs are the ECLs that result from all possible default event over the expected life of a financial instrument. 12-months ECLs are the portion of ECLs that result from default events that are possible within the 12 months after the reporting date (or a shorter period if the expected life of the instrument is less than 12 months). The maximum period considered when estimating ECLs is the maximum contractual period over which the Company is exposed to credit risk.

When determining the expected credit loss provision, the Company considers reasonable and supportable information that is relevant and available without undue cost or effort. The Manager consider past events, current market conditions and reasonable forward-looking supportable information about future economic conditions. In assessing information about possible future economic conditions, the Manager utilized multiple economic scenarios including a base case, which represents the most probable outcome and is consistent with our view of the portfolio. In considering the lifetime of a loan, the contractual period of the loan, including prepayment, extension and other options is generally used.

Equityline Mortgage Investment Corporation

Notes to Interim Unaudited Financial Statements

(Expressed in Canadian dollars)

March 31, 2023 and 2022

3. Summary of significant accounting policies (continued)

(f) Financial instruments (continued)

Measurement of ECLs (continued)

The calculation of expected credit losses includes the explicit incorporation of forecasts of future economic conditions. In determining expected credit losses, the Manager has considered key macroeconomic variables that are relevant to each investment type. Key economic variables include unemployment rate, housing price index and interest rates. The estimation of future cash flows also includes assumptions about local real estate market conditions, availability and terms of financing, underlying value of the security and various other factors. These assumptions are limited by the availability of reliable comparable market data, economic uncertainty and the uncertainty of future events. Accordingly, by their nature, estimates of impairment are subjective and may not necessarily be comparable to the actual outcome. Should the underlying assumptions change, the estimated future cash flows could vary. The forecast is developed internally by the Manager. The Manager exercises experienced credit judgment to incorporate multiple economic forecasts which are probability-weighted in the determination of the final expected credit loss. The allowance is sensitive to changes in both economic forecast and the probability-weight assigned to each forecast scenario.

Credit-impaired financial assets

Allowances for Stage 3 are recorded for individually identified impaired loans to reduce their carrying value to the expected recoverable amount. The Manager reviews the loans on an ongoing basis to assess whether any loans carried at amortized cost should be classified as credit impaired and whether an allowance or write-off should be recorded. The review of individually significant problem loans is conducted at least quarterly by the Manager, who assesses the ultimate collectability and estimated recoveries for a specific loan based on all events and conditions that are relevant to the loan. To determine the amount the Manager expects to recover from an individually significant impaired loan, the Manager uses the value of the estimated future cash flows discounted at the loan's original effective interest rate. The determination of estimated future cash flows of a collateralized impaired loan reflects the expected realization of the underlying security, net of expected costs and any amounts legally required to be paid to the borrower.

Presentation of allowance for ECL in the statement of financial position

Loss allowances for financial asset measured at amortized cost are deducted from the gross carrying amount of the asset.

Write-offs

The gross carrying amount of a financial asset is written off when the Company has no reasonable expectation of recovering a financial asset in its entirety or a portion thereof. However, financial assets that are written off could still be subject to enforcement activities in order to comply with the Company's procedures for recovery of amounts due.

Equityline Mortgage Investment Corporation

Notes to Interim Unaudited Financial Statements

(Expressed in Canadian dollars)

March 31, 2023 and 2022

3. Summary of significant accounting policies (continued)

(g) Derecognition of financial assets and liabilities

Financial assets

The Company derecognizes a financial asset when the contractual rights to the cash flows from the financial asset expire, or it transfers the rights to receive the contractual cash flows in a transaction in which substantially all the risks and rewards of ownership of the financial asset are transferred, or in which the Company neither transfers nor retains substantially all the risks and rewards of ownership and it does not retain control of the financial asset. Any interest in such transferred financial assets that does not qualify for derecognition that is created or retained by the Company is recognized as a separate asset or liability. On derecognition of a financial asset, the difference between the carrying amount of the asset (or the carrying amount allocated to the portion of the asset transferred), and the sum of (i) the consideration received (including any new asset obtained less any new liability assumed) and (ii) any cumulative gain or loss that had been recognized in other comprehensive income is recognized in profit or loss.

The Company enters into transactions whereby it transfers mortgage investments recognized on its statement of financial position, but retains either all, substantially all, or a portion of the risks and rewards of the transferred mortgage investments. If all or substantially all risks and rewards are retained, then the transferred mortgage or loan investments are not derecognized. In transactions in which the Company neither retains nor transfers substantially all the risks and rewards of ownership of a financial asset and it retains control over the asset, the Company continues to recognize the asset to the extent of its continuing involvement, determined by the extent to which it is exposed to changes in the value of the transferred asset.

Financial liabilities

The Company derecognizes a financial liability when the obligation under the liability is discharged, cancelled or expires.

(h) Adoption of new accounting standards

The Company has not adopted any new accounting standards that had a material impact on the Company's consolidated financial statements.

Future accounting policy changes

Classification of Liabilities as Current or Non-Current (Amendments to IAS 1)

The IASB has published Classification of Liabilities as Current or Non-Current (Amendments to IAS 1) which clarifies the guidance on whether a liability should be classified as either current or non-current. The amendments:

- clarify that the classification of liabilities as current or non-current should only be based on rights that are in place "at the end of the reporting period"
- clarify that classification is unaffected by expectations about whether an entity will exercise its right to defer settlement of a liability and the settlement includes transfers to the counterparty of cash, equity instruments, other assets or services that result in extinguishment of the liability.

Equityline Mortgage Investment Corporation

Notes to Interim Unaudited Financial Statements

(Expressed in Canadian dollars)

March 31, 2023 and 2022

3. Summary of significant accounting policies (continued)

(h) Adoption of new accounting standards (continued)

Future accounting policy changes (continued)

This amendment is effective for annual periods beginning on or after January 1, 2023. Earlier application is permitted. The extent of the impact of adoption of this amendment has not yet been determined. Management anticipates that all relevant pronouncements will be adopted for the first period beginning on or after the effective date of the pronouncement.

4. Mortgage investments

	March 31		Dec 31	
	2023	Number	2022	Number
Residential	\$30,095,750	69	\$ 31,477,750	73
Commercial	125,000	1	125,000	1
	<u>30,220,750</u>	<u>70</u>	<u>31,602,750</u>	<u>74</u>
Accrued interest receivable (net of servicing fees)	456,677		398,834	
	<u>30,677,427</u>		<u>32,001,584</u>	
Allowance for loan losses	(190,000)		(190,000)	
	<u>\$ 30,487,427</u>		<u>\$ 31,811,584</u>	
	<u>2023</u>	<u>%</u>	<u>2022</u>	<u>%</u>
Interest in first mortgages	\$ 24,560,925	80%	\$ 25,899,176	81%
Interest in non-first mortgages	6,116,502	20%	6,102,408	19%
	<u>30,677,427</u>	<u>100%</u>	<u>32,001,584</u>	<u>100%</u>
Allowance for loan losses	(190,000)		(190,000)	
	<u>\$ 30,487,427</u>		<u>\$ 31,811,584</u>	

The following table presents the gross carrying amounts of mortgage investments subject to IFRS 9 impairment requirements.

Allowance for credit losses

Allowance on performing loans

The mortgage investments are assessed at each reporting date to determine whether there is objective evidence of expected credit losses. The ECL model requires the recognition of credit losses based on 12 months of expected losses for performing loans (Stage 1) and the recognition of lifetime expected losses on performing loans that have experienced a significant increase in credit risk since origination (Stage 2). As at March 31, 2023, no provision for expected credit losses on the mortgage investments was recorded (2022 - \$190,000).

Equityline Mortgage Investment Corporation

Notes to Interim Unaudited Financial Statements

(Expressed in Canadian dollars)

March 31, 2023 and 2022

4. Mortgage investments (continued)

Allowance for credit losses (continued)

Allowance on impaired loans

Allowance for impaired loans (Stage 3) are recorded for individually identified impaired loans to reduce their carrying value to the expected recoverable amount. As at March 31, 2023 and December 31, 2022, there were no impaired mortgage investments.

Mortgage Loans are broken down into the different stages as follows:

	<u>Stage 1</u>	<u>Stage 2</u>	<u>Stage 3</u>	<u>Total</u>
Residential				
Gross mortgage investments	\$36,114,900	\$ -	\$ -	\$36,114,900
Allowance for loan losses	<u>(38,194)</u>	<u>-</u>	<u>-</u>	<u>(38,194)</u>
Mortgage investment, net of allowance	<u>36,076,706</u>	<u>-</u>	<u>-</u>	<u>36,076,706</u>
Commercial				
Gross mortgage investments	425,000	-	-	425,000
Allowance for loan losses	<u>(806)</u>	<u>-</u>	<u>-</u>	<u>(806)</u>
Mortgage investment, net of allowance	<u>424,194</u>	<u>-</u>	<u>-</u>	<u>424,194</u>
Total mortgage loans	<u>\$ 36,500,900</u>	<u>\$ -</u>	<u>\$ -</u>	<u>\$ 36,500,900</u>

The Company uses the following internal risk ratings for credit risk purposes:

Low Risk: Mortgage investments that exceed the credit risk profile standard of the Company with a below average probability of default. Yields on these investments are expected to trend lower than the Company's average portfolio.

Medium-Low: Mortgage investments that are typical for the Company's risk appetite, credit standards and retain a below average probability of default. These mortgage and loan investments are expected to have average yields and would represent a significant percentage of the overall portfolio.

Medium-High: Mortgage investments within the Company's risk appetite and credit standards with an average probability of default. These investments typically carry attractive risk- return yield premiums.

High Risk: Mortgage investments within the Company's risk appetite and credit standards that have an additional element of credit risk that could result in an above average probability of default. These mortgage and loan investments carry a yield premium in return for their incremental credit risk. These mortgage and loan investments are expected to represent a small percentage of the overall portfolio.

Equityline Mortgage Investment Corporation

Notes to Interim Unaudited Financial Statements

(Expressed in Canadian dollars)

March 31, 2023 and 2022

4. Mortgage investments (continued)

Default: Mortgage investments that are 90 days past due and when there is objective evidence that there has been a deterioration of credit quality to the extent the Company no longer has reasonable assurance as to the timely collection of the full amount of principal and interest and/or when the Company has commenced enforcement remedies available to it under its contractual agreements.

All mortgage investments held at March 31, 2023 are classified as Medium-low risk.

The weighted average interest rate of the mortgage loans portfolio during the quarter is 11.40% (December 31, 2022 – 9.74%). The mortgage loans outstanding as of March 31, 2023, bear interest at the average rate of 11.31% (December 31, 2022 – 8.65%)

5. Investment in financing arrangement at fair value

On September 1, 2022, the Company entered into a contractual arrangement to invest in a property located in Pickering, Ontario from a related party, Vele Capital GP Inc. ("GP Inc."), for \$10,200,000. As part of the terms of the contractual arrangement, GP Inc. has the right to repurchase the investment from the Company for \$13,000,000 at any time until September 1, 2024. As part of the investment, the Company receives rental cash flows from third party tenants and GP Inc. GP Inc. manages and operates the property on behalf of the Company.

The Company has assessed that GP Inc. retains control of the property, primarily as a result of the repurchase option. As such, the purchase of the investment failed to qualify as a sale and as a result the Company accounts for the transaction in accordance with IFRS 9 as a financing arrangement. Under this treatment, the Company's investment comprises a financial asset, initially measured at the transfer proceeds, and not a direct investment in the purchased property. The investment is subsequently measured at fair value through profit and loss as the repurchase option contains cash flows that are not solely payments of principal and interest. Rental cash flows received by the Company are treated as repayments of the financing arrangement.

As at December 31, 2022, the Company has measured the investment at \$10,730,000 in the consolidated statements of financial position and recorded a fair value adjustment of \$605,463 that includes rental cash flows of \$75,463 in the consolidated statements of net loss and comprehensive net loss. As at March 31, 2023, the Company has measured the investment at \$11,044,000 in the consolidated statements of financial position and record a fair value adjustment of \$314,000 plus a value of \$73,717 for rental cash flows. Refer to Note 15 which describes the valuation technique employed by management that provides the basis in estimating the fair value of the investment.

6. Management fees

The Manager is responsible for day-to-day operations including administration of the Company's mortgage portfolio. Pursuant to the management agreement, the Manager is entitled to 1% per annum of the gross mortgage investments of the Company, calculated and paid monthly in arrears.

Gross mortgage investments are defined as the total mortgage investments of the Company less unearned revenue. For the three months ended March 31, 2023, the Company incurred management fees of \$76,398 (2022 - \$39,666).

Equityline Mortgage Investment Corporation

Notes to Interim Unaudited Financial Statements

(Expressed in Canadian dollars)

March 31, 2023 and 2022

7. Related party transactions and balances

Due from related party

	<u>March 31</u> <u>2023</u>	<u>Dec 31</u> <u>2022</u>
Equityline Services Corp. (the Manager)	<u>\$ 2,340,059</u>	<u>\$ 2,388,271</u>

The amount receivable from the Manager is non-interest bearing, and due on demand. The Manager is related to the Company by virtue of common ownership and management.

The amount payable to GP Inc. and Equityline Financial Corp. are non-interest bearing and due on demand. GP Inc. and Equityline Financial Corp. are related to the Company by virtue of common ownership and management.

On December 31, 2021, the Company sold three mortgages at their carrying value to GP Inc. for an aggregate amount of \$3,322,984. The consideration received was applied against the outstanding balance of the debenture owing to GP Inc. During the first quarter of 2022, two loans have been fully repaid for proceeds of \$951,977.

During fiscal 2021, the Company issued a debenture for \$450,000 to Equityline Financial Corp. bearing interest at 8% with a maturity date of December 30, 2022. On February 9, 2022, this was repaid by the Company.

During fiscal 2020, the Company issued debentures for \$4,670,000 to GP Inc. with a maturity date of January 3, 2023. On August 20, 2020, GP Inc. assigned \$940,000 of the debentures to Equityline Capital Limited. During fiscal 2021, the Company repaid the debenture issued to Equityline Capital Limited. Equityline Capital Limited is related to the Company by virtue of common ownership and management. The Company repaid \$1,382,999 of the debentures issued to GP Inc. during the year. Refer to Note 8 which further describes the terms and conditions of the debentures.

During the quarter, the Company paid management fees of \$10,000 (2022 - Nil) to the Manager.

These related party transactions are in the normal course of operations and are measured at the exchange amount, which is the amount of consideration established and agreed to by the related parties.

8. Senior demand facility

	<u>March 31</u> <u>2022</u>	<u>Dec 31</u> <u>2021</u>
Senior revolving demand facility	<u>\$ 20,284,805</u>	\$ 20,796,405
Less: transaction costs	<u>(1,585,550)</u>	(1,585,290)
	<u>18,699,255</u>	19,211,115
Accretion of transaction costs	<u>831,816</u>	699,426
	<u>\$ 19,531,071</u>	<u>\$ 19,910,541</u>

Equityline SPV LP ("the Borrower") entered into an agreement with Equitable Bank on August 5, 2021 for a demand senior secured revolving credit facility. The facility can be used by the Borrower to

Equityline Mortgage Investment Corporation

Notes to Interim Unaudited Financial Statements

(Expressed in Canadian dollars)

March 31, 2023 and 2022

acquire eligible mortgages as defined by the banking agreement from Equityline Mortgage Investment Corporation (“the Originator”). The facility is authorized to the lesser of (i) \$25,000,000 and (ii) the borrowing base as defined by the banking agreement. The Borrower has agreed to grant the lender a first priority lien on all of its assets and Equityline Services Corp. is the guarantor of the facility. The facility bears interest at the prime rate of interest plus 1.50% per annum, provided that the interest rate is not less than 3.70% (2022- 3.95%).

Pursuant to the credit facility agreement, the Borrower is subject to the following financial covenants:

- Loss ratio cannot exceed 3.00%, tested monthly.
- Delinquency ratio cannot exceed 5.00%, tested monthly.
- Weighted average yield of the portfolio for Eligible Mortgages must be at least 1.00% greater than the Interest Rate, tested monthly.
- The Originator shall maintain a minimum contribution of equity equal to at least 5.00% of the Eligible Mortgage Balance.

As of March 31, 2023, the Company was in compliance with its financial covenants.

9. Debentures

Short term debentures are comprised of as follows:

	<u>March 31</u> <u>2023</u>	<u>Dec 31</u> <u>2022</u>
Issued		
Due on demand, carrying interest rate of 8.0%	\$ 5,382,749	\$ 5,432,749
Due on demand, carrying interest rate of 9.0%	200,000	200,000
Due on demand, carrying interest rate of 8.0%	400,000	400,000
Due on demand, carrying interest rate of 8.0%	400,000	400,000
Due on demand, carrying interest rate of 8.0%	600,000	600,000
Due on April 18, 2023, carrying interest rate of 8.0%	100,000	100,000
Due on April 28, 2023, carrying interest rate of 8.0%	510,000	510,000
Due on May 11, 2023, carrying interest rate of 8.0%	2,940,000	2,940,000
Due on June 9, 2023, carrying interest rate of 8.0%	875,000	875,000
Due on August 4, 2023, carrying interest rate of 8.0%	700,000	700,000
Due on August 22, 2023, carrying interest rate of 8.0%	100,000	100,000
Due on October 5, 2023, carrying interest rate of 8.0%	25,000	25,000
Due on October 6, 2023, carrying interest rate of 8.0%	250,000	250,000
Due on November 1, 2023, carrying interest rate of 8.0%	150,000	150,000
Due on December 12, 2023, carrying interest rate of 8.0%	50,000	50,000
Due on December 21, 2023, carrying interest rate of 8.0%	200,000	200,000
January 2, 2024, carrying interest rate of 8.0%	7,500	-
Due on January 24, 2024, carrying interest rate of 8.0%	100,000	-
Due on January 30, 2024, carrying interest rate of 8.0%	100,000	-
Due on February 26, 2024, carrying interest rate of 8.0%	100,000	-
Due on March 22, 2024, carrying interest rate of 8.0%	260,000	-
	\$ 13,450,249	12,974,749
Less: transaction costs	(722,646)	(548,015)
	\$ 12,727,603	12,426,734
Accretion of transaction costs	392,115	229,681
Total short term debentures	\$ 13,119,718	\$ 12,656,415

Equityline Mortgage Investment Corporation

Notes to Interim Unaudited Financial Statements

(Expressed in Canadian dollars)

March 31, 2023 and 2022

Long term debentures are comprised of as follows:

	<u>March 31</u> <u>2023</u>	<u>Dec 31</u> <u>2022</u>
Issued		
Due January 3, 2023, carrying interest rate of 8% (Note 6)	<u>\$ 645,086</u>	<u>\$ 1,876,683</u>
Total long term debentures	<u>\$ 645,086</u>	<u>\$ 1,876,683</u>

On January 3, 2020, the Company established a revolving debenture facility of \$8,000,000 with VeleV Capital GP Inc. As at June 30, 2022, the balance of the facility was \$1,860,994.

On August 20, 2020, VeleV Capital GP Inc. assigned \$940,000 of long term debentures to Equityline Capital Limited (Jamaica) due August 20, 2022. The debenture was repaid during the year.

During the quarter, the Company issued short term debentures for proceeds of \$587,500 with maturity dates ranging from April 18, 2023 to March 22, 2024.

During the quarter, the Company repaid short term debentures of \$1,343,597.

The short term and long term debentures are secured by a general security agreement constituting a charge on all of the assets of the Company ranking equal with the holders of the Series A, B and F redeemable preferred shares.

Interest costs of \$276,326 (2022 - \$202,403) related to the debentures are recorded in financing costs using the effective interest rate method.

10. Mortgage payable

	<u>March 31</u> <u>2023</u>	<u>Dec 31</u> <u>2022</u>
Mortgage payable	<u>\$ 6,404,493</u>	<u>\$ 6,404,493</u>
Interest accrued	<u>341,334</u>	<u>170,667</u>
	<u>\$ 6,745,827</u>	<u>\$ 6,575,160</u>

11. Redeemable preferred shares

Series A Redeemable Preferred Shares

	<u>March 31</u> <u>2023</u>		<u>Dec 31</u> <u>2022</u>	
	<u>Shares</u>	<u>Amount</u>	<u>Shares</u>	<u>Amount</u>
Shares outstanding at the beginning of the year	2,683,400	\$ 7,268,794	2,683,400	\$ 6,804,027
Foreign currency revaluation	-	(5,903)	-	464,767
Less: transaction costs	-	(737,667)	-	(737,667)
	<u>2,683,400</u>	<u>6,525,224</u>	<u>2,683,400</u>	<u>6,531,127</u>
Accretion of transaction costs	-	737,667	-	737,667
	<u>2,683,400</u>	<u>\$ 7,262,891</u>	<u>2,683,400</u>	<u>\$ 7,268,794</u>

Equityline Mortgage Investment Corporation

Notes to Interim Unaudited Financial Statements

(Expressed in Canadian dollars)

March 31, 2023 and 2022

Series B Redeemable Preferred Shares

	2023		2022	
	Shares	Amount	Shares	Amount
Shares outstanding at the beginning of the year	103,433	\$ 981,186	43,500	\$ 435,000
Issuance of Series B preferred shares	3,200	32,000	61,433	614,330
Redemption of Series B preferred Shares	-	-	(1,500)	(15,000)
Less: transaction costs	-	(173,651)	-	(173,651)
	<u>106,633</u>	<u>839,535</u>	<u>103,433</u>	<u>860,679</u>
Accretion of transaction costs	-	194,763	-	120,507
	<u>106,633</u>	<u>\$ 1,034,298</u>	<u>103,433</u>	<u>\$ 981,186</u>

Series F Redeemable Preferred Shares

	2023		2022	
	Shares	Amount	Shares	Amount
Shares outstanding at the beginning of the year	16,200	\$ 142,266	13,700	\$ 137,000
Issuance of Series F preferred shares	-	-	5,500	55,000
Redemption of Series F preferred Shares	(2,500)	(25,000)	(3,000)	(30,000)
Less: transaction costs	-	(54,690)	-	(54,690)
	<u>13,700</u>	<u>62,576</u>	<u>16,200</u>	<u>107,310</u>
Accretion of transaction costs	-	57,597	-	34,956
	<u>13,700</u>	<u>\$ 120,173</u>	<u>16,200</u>	<u>\$ 142,266</u>

During the three months, the Company issued 3,200 Series B shares for proceeds of \$32,000. One shareholder of Series F shares redeemed 2,500 shares for a value of \$25,000.

On January 18, 2019, the Company completed a public offering of 2,683,400 Series A redeemable preferred shares for a total of net proceeds of \$6,480,844.

There is an unlimited number of Series A redeemable preferred shares available for issue. The shares are non-voting and redeemable at \$2.00 USD per share.

Distributions to shareholders of Series A redeemable preferred shares

The Company intends to pay dividends to holders of Series A preferred shares monthly within 15 days following the end of each month. For the three months ended March 31, 2023, the Company declared dividends of \$144,839 (2022 - \$135,614), or \$0.21 CAD (\$0.15 USD) versus (2022 - \$0.20 CAD (\$0.16 USD) per Series A preferred share

Distributions to shareholders of Series B redeemable preferred shares

The Company intends to pay dividends to holders of Series B preferred shares monthly within 15 days following the end of each month. For the three months ended March 31, 2023, the Company declared dividends of \$20,817 (2022 - \$9,324), or \$0.80 (2022 - \$0.80) per Series B preferred share.

Equityline Mortgage Investment Corporation

Notes to Interim Unaudited Financial Statements

(Expressed in Canadian dollars)

March 31, 2023 and 2022

Distributions to shareholders of Series F redeemable preferred shares

The Company intends to pay dividends to holders of Series F preferred shares monthly within 15 days following the end of each month. For the three months ended March 31, 2023, the Company declared dividends of \$3,052 (2022 - \$5,978), or \$0.85 (2022 - \$0.85) per Series F preferred share.

12. Share capital

Authorized:

Unlimited voting common shares.

Unlimited Series A preferred shares, non-voting, redeemable by the Company after 24 months and retractable by the holder after 36 months at \$2.00 USD per share with a right to a monthly dividend of \$0.01333 USD (\$0.16 USD annually).

Unlimited Series B non-voting shares, redeemable and retractable at \$10 per share with a right to an annual cumulative dividend of 8.0% paid monthly.

Unlimited Series F non-voting shares, redeemable and retractable at \$10 per share with a right to an annual cumulative dividend of 8.5% paid monthly.

Unlimited Series H non-voting shares, redeemable and retractable at \$10 per share with a right to an annual cumulative dividend of 8.0% paid monthly.

	<u>2023</u>	<u>2021</u>
Issued		
100,000,000 voting common shares (2020-200)	<u>\$ 200</u>	<u>\$ 200</u>

On November 11, 2021, the Company subdivided the 200 voting common shares into 100,000,000 voting common shares with one voting right per 1,000,000 shares.

13. Earnings per share

Basic earnings per share are calculated by dividing total net income and comprehensive income by the weighted average number of common shares during the period.

The following table shows the computation of per share amounts:

	<u>March 31 2023</u>	<u>March 31 2022</u>
Net profit (loss) and comprehensive loss	<u>\$ (143,480)</u>	<u>\$ (265,767)</u>
Weighted average number of common shares - basic	<u>100,000,000</u>	<u>100,000,000</u>
(Loss) per common share – basic	<u>(.001)</u>	<u>(0.003)</u>

Equityline Mortgage Investment Corporation

Notes to Interim Unaudited Financial Statements

(Expressed in Canadian dollars)

March 31, 2023 and 2022

14. Contingent liability

In the ordinary course of business activities, the Company may be contingently liable for litigation and claims arising from investing in mortgage investments and other investments. Where required, management records adequate provisions in the accounts.

Although it is not possible to accurately estimate the extent of potential costs and losses, if any, management believes that the ultimate resolution of such contingencies would not have a material adverse effect on the Company's financial position.

Currently, there are no contingent liabilities or litigations.

15. Financial instruments

The Company is exposed to the symptoms and effects of global economic conditions and other factors that could adversely affect its business, financial condition and operating results. Many of these risk factors are beyond the Company's direct control. The Manager and Board of Directors play an active role in monitoring the Company's key risks and in determining the policies that are best suited to manage these risks. There has been no change in the process since the previous year.

The Company's business activities, including its use of financial instruments, exposes the Company to various risks, the most significant of which are market rate risk (interest rate risk and currency risk), credit risk, and liquidity risk.

Credit risk

Credit risk is the risk that a borrower may be unable to honour its debt commitments as a result of a negative change in market conditions that could result in a loss to the Company. The Company mitigates this risk by the following:

- i. adhering to the investment restrictions and operating policies included in the asset allocation model (subject to certain duly approved exceptions);
- ii. ensuring all new mortgage investments are approved by the investment committee before funding; and
- iii. actively monitoring the mortgage investments and initiating recovery procedures, in a timely manner, where required.

The Company's primary exposure to credit risk at March 31, 2023 is its mortgage investments of \$36,500,900 (2022 - \$31,811,584). However, the exposure to risk is mitigated by security against the assets of the borrowers.

The Company has recourse under these mortgages and in the event of default by the borrower; in which case, the Company would have a claim against the underlying collateral.

Liquidity risk

Liquidity risk is the risk that the Company will encounter difficulty in meeting its financial obligations as they become due. This risk arises in normal operations from fluctuations in cash flow as a result of the timing of mortgage investment advances and repayments and the need for working capital. Management routinely forecasts future cash flow sources and requirements to ensure cash is efficiently utilized.

Equityline Mortgage Investment Corporation

Notes to Interim Unaudited Financial Statements

(Expressed in Canadian dollars)

March 31, 2023 and 2022

The following are the contractual maturities of financial liabilities as at March 31, 2023 and March 31, 2022:

2023	Carrying values	Contractual cash flows	Within a year	1 to 3 years	3 to 5 years
Accounts payable and accrued liabilities	\$ 354,949	\$ 354,949	\$ 354,949	\$ -	\$ -
Distributions payable	44,572	44,572	44,572	-	-
Due to related parties	2,340,059	2,340,059	2,340,059	-	-
Prepaid mortgage interest	962	10,257	10,257	-	-
Short term debentures	13,119,718	13,450,249	13,450,249	-	-
Long term debentures	645,086	645,086	-	645,086	-
Series A redeemable preferred shares	7,262,891	6,671,188	6,671,188	-	-
Series B redeemable preferred shares	1,034,298	1,066,330	1,066,330	-	-
Series F redeemable preferred shares	120,173	137,000	137,000	-	-
Credit facility	<u>19,531,071</u>	<u>20,284,805</u>	<u>20,284,805</u>	-	-
	\$ 44,453,779	\$ 45,004,495	\$ 44,359,409	\$ 645,086	\$ -

2022	Carrying values	Contractual cash flows	Within a year	1 to 3 years	3 to 5 years
Accounts payable and accrued liabilities	\$ 199,636	\$ 199,636	\$ 199,636	\$ -	\$ -
Distributions payable	159,942	159,942	159,942	-	-
Due to related parties	289,190	289,190	289,190	-	-
Prepaid mortgage interest	10,257	10,257	10,257	-	-
Short term debentures	7,589,635	7,589,635	7,589,635	-	-
Long term debentures	1,185,994	1,185,994	-	1,185,994	-
Series A redeemable preferred shares	6,706,353	6,706,353	6,706,353	-	-
Series B redeemable Preferred shares	443,545	554,830	-	-	-
Series F redeemable Preferred shares	261,952	297,000	-	-	-
Credit facility	<u>4,794,270</u>	<u>5,992,600</u>	<u>5,992,600</u>	-	-
	\$ 21,654,334	\$ 22,998,997	\$ 20,961,173	\$ 1,185,994	\$ -

Currency risk

Currency risk is the risk that the fair value or future cash flows of a financial instrument will fluctuate due to changes in foreign exchange rates. The Company is exposed to currency risk primarily from other investments that are denominated in a currency other than the Canadian dollar. The Company does not use foreign currency forwards to hedge the principal balance of future earnings and cash flows caused by movements in foreign exchange rates.

Equityline Mortgage Investment Corporation

Notes to Interim Unaudited Financial Statements

(Expressed in Canadian dollars)

March 31, 2023 and 2022

As at March 31, 2023, the Company has the following assets and liabilities denominated in US dollars:

	<u>March 31</u> <u>2023</u>	<u>Dec 31</u> <u>2022</u>
Cash and cash equivalents	\$ 46,471	\$ 123,288
Distributions payable	44,572	164,529
Series A redeemable preferred shares	<u>6,671,188</u>	<u>7,268,794</u>
	<u>\$ 6,762,231</u>	<u>\$ 7,556,611</u>

Interest rate risk

Interest rate risk is the risk that the fair value of future cash flows of financial assets or financial liabilities with fluctuate because of changes in market interest rates. The Company manages its sensitivity to interest rate fluctuations by managing the fixed rate composition of its investment portfolio.

The Company's amounts receivable, accounts payable and accrued expenses, prepaid mortgage interest have no exposure to interest rate risk due to their short-term nature. Cash and cash equivalents carry a variable rate of interest and are subject to minimal interest rate risk and the debentures have no exposure to interest rate risk due to their fixed interest rate.

Interest income risk

The Company's mortgage loans consist of short term loans that are generally repaid by the borrowers in under 12 months. The reinvestment of the funds received from such repayments is invested at current market interest rates. As such, the weighted average interest rate applicable to the investment portfolio changes with time. This creates an ongoing risk that the weighted average interest rate on the investment portfolio will decrease, which will have a negative impact on the Company's mortgage interest income.

Unless otherwise noted, it is management's opinion that the Company is not exposed to significant market risk and other price risks arising from these financial instruments.

16. Fair value of financial instruments

a) Mortgage investments

There is no quoted price in an active market for the mortgage investments. The Manager makes its determination of fair value based on its assessment of the current lending market for mortgages. Typically, the fair value of these mortgage investments approximate their carrying values given the amounts consist of short-term loans.

b) Investment in financing arrangement at fair value

Investment in financing arrangement at fair value is a level 3 investment whose fair value has been determined by reference to the property from which repayments of the financing arrangement, including potential repurchase proceeds, will be derived. The fair value of the property has been determined by management using an external appraisal performed by an accredited independent appraiser as at December 31, 2022, with recognized and relevant professional qualification and

Equityline Mortgage Investment Corporation

Notes to Interim Unaudited Financial Statements

(Expressed in Canadian dollars)

March 31, 2023 and 2022

recent experience in the location and category of the property being valued. The appraiser employed the direct comparison approach to the value the property and validated it with the income approach.

Management reduced the fair value of the investment as calculated by the independent appraiser by measuring the fair value of the repurchase option held by GP Inc., which gives GP Inc. the right to repurchase the property for \$13,000,000, using the Black Scholes option pricing model. Management applied the following principal assumptions to the Black-Scholes option pricing model:

	<u>December 31, 2022</u>
Stock Price	10,800,000
Exercise price	13,000,000
Risk free rate	3.89%
Expected life (years)	1.67
Expected annual volatility	10.00%

The underlying expected volatility was determined by reference to historical data of the housing price index for the Greater Toronto Area adjusted for economic uncertainty in fiscal 2023.

The most significant inputs, all of which are unobservable, are the estimated rental value, assumptions amount vacancy levels, discount rate, expected contractual life of the repurchase option and expected annual; volatility of the property value. The valuation of the investment in financing arrangement is highly sensitive to changes in market conditions. A 10% change in the price of the underlying property will result in a \$1,073,000 fair value gain/loss.

© Other financial assets and liabilities

The fair values of cash and cash equivalents, amounts receivable, due from related parties, accounts payable, prepaid mortgage interest, debentures and redeemable preferred shares approximate their carrying amounts due to their short-term maturities or bear interest and dividend at market rates.

17. Capital risk management

The Company manages its capital structure in order to support ongoing operations while focusing on its primary objectives of preserving shareholder capital and generating a stable monthly cash dividend to shareholders. The Company defines its capital structure to include common shares and debentures.

The Company reviews its capital structure on an ongoing basis and adjusts its capital structure in response to mortgage investment opportunities, the availability of capital and anticipated changes in general economic conditions.

The Company's investment restrictions and asset allocation model incorporate various restrictions and investment parameters to manage the risk profile of the mortgage investments. There have been no changes in the process over the previous year.

At March 31, 2023, the Company was in compliance with its investment restrictions.

Equityline Mortgage Investment Corporation
Notes to Interim Unaudited Financial Statements
(Expressed in Canadian dollars)
March 31, 2023 and 2022

18. Events after the statement of financial position date

No significant non-adjusting event has occurred between the reporting date and the date of authorization.